

STEP 1 - CHOOSE YOUR DESIGN

Select a template of your choice and tick the corresponding box.

STEP 2 - COLOURS

Please pick a colour/ colours you would like to use. If you would like a custom colour, please provide us with the PMS colour so we can match the folder as close as possible to your choice.



?

Custom colour/s

(Please provide PMS, CMYK or RGB details for colour matching)

STEP 3- PICK IMAGES

Please provide an image number for each of the images you would like displayed on your folder.

1

Image #

3

Image #

5

Image #

7

Image #

2

Image #

4

Image #

6

Image #

8

Image #

STEP 4- SCHOOL DETAILS

Fill in the fields you wish to appear on your folder

School Name:

Fax No:Ph No:

Address:

Website:

Email:

STEP 5- ADDITIONAL TEXT

Report Name (eg Semester Report):

If you would like additional text on your folder, please provide content in the section below.

CUSTOM FOLDER DESIGN

Customise your folder by supplying us with your own artwork and specifications. Provide us with a brief description of how you would like your folder to look or provide a sample of a previous folder for us to recreate. If you wish to provide your own artwork, please supply as a print ready PDF with 3mm bleed. We can supply knife-line on request. For more information on our artwork specifications go to advancedprint.com.au/artwork-specification.

Notes

IMPORTANT INFORMATION

Logo's ideally will be provided by you in vector format, either eps, ai, or pdf. If you cannot supply us with these formats, please make sure it is a high resolution jpeg at 300dpi with dimensions of at least 20 x 20cm. Images should all be high resolution jpegs at 300dpi and approximately 30 x 40cm.



☐ DESIGN 1



☐ DESIGN 2




☐ DESIGN 3




☐ DESIGN 4



☐ DESIGN 5



☐ DESIGN 6



☐ DESIGN 7



☐ DESIGN 8



☐ DESIGN 9



☐ DESIGN 10



☐ DESIGN 11




☐ DESIGN 12


DID YOU KNOW WE OFFER GLOSS AND MATT CELLOGLAZE ON ALL FOLDERS?

Make your folders stand out from the rest with a matt or gloss celloglaze finish! If you are interested in adding either of these finishes to your folders tick the finish you are interested in below and we can add it to your order. Finishes will incur a small additional cost. Your quote will be updated and sent to you for approval before any changes are made to your order.

Matt Celloglaze ☐ Gloss Celloglaze ☐



☐ DESIGN 13



☐ DESIGN 14